



Ridgewood School's Y11 Study Skills Evening

Guidance for great results

Tuesday, 07 November
2023

'Prepare for the road ahead'



Key Dates

(Page 2 of the Revision Guide)

Mock Exams 1	13 th -17 th Nov 2023
Vocational exams	Jan 2024
Y11 Parents Evening	26 th March 2024
Mock Exams 2	19 th -23 rd Feb 2024
GCSE Exams	13 th May – 26 th June 2024
GCSE results and Ridgewood Post-16 enrolment	Thursday 22 nd August

CF1 Current Attainment and Teacher Predictions sent home January 2024

CF2 Current Attainment and Teacher Prediction sent home March 2024

Mock Grades will be provided to students in school

Respect

Responsibility

Resilience

‘Prepare for the road ahead’



Support in School

Every lesson counts

- Feedback from assessments
- Revision guidance
- After school revision sessions:
 - Science Tuesdays
 - English Wednesdays
 - Maths Thursdays
 - Options vary speak to your class teacher
- PDP intervention groups
- Validus, form tutors and teachers

Respect

Responsibility

Resilience

‘Prepare for the road ahead’



Mocks and Exams- Expectations

All students will receive a timetable for their mocks and exams with clear rooms and seat numbers.

We ask our students to line up prior to the exams to help an easy entry

Students need to enter the exam hall/room in silence

- Labels must be off water bottles.
- Pencil cases must be clear.
- Any paper in your pockets will need to be in your bag in the separate area.
- Mobiles will need to be off and in your bag.
- Students cannot bring any type of watch into the exam hall.
- No writing is allowed on their hand/arm.

If students are seen with these (even if you are not using them) it will **lead to disqualification** from the exam. Staff remind students at least three times before the exam begins of these rules.

Respect

Responsibility

Resilience

‘Prepare for the road ahead’

Mocks and Exams- Reminder

You need to have the correct equipment for your exams, this will make you not only feel better prepared and less stressed but is often the key to gaining more marks.

You need to always have the following available:

- 2 black pens
- Pencil (and sharpener would be sensible!)
- Rubber
- Ruler
- Casio scientific calculator (no case)
- Compass
- Protractor



You must let your form tutor or teacher know if you are struggling to get the correct equipment a few days before the exams, we will help anyone who needs our support.

Respect

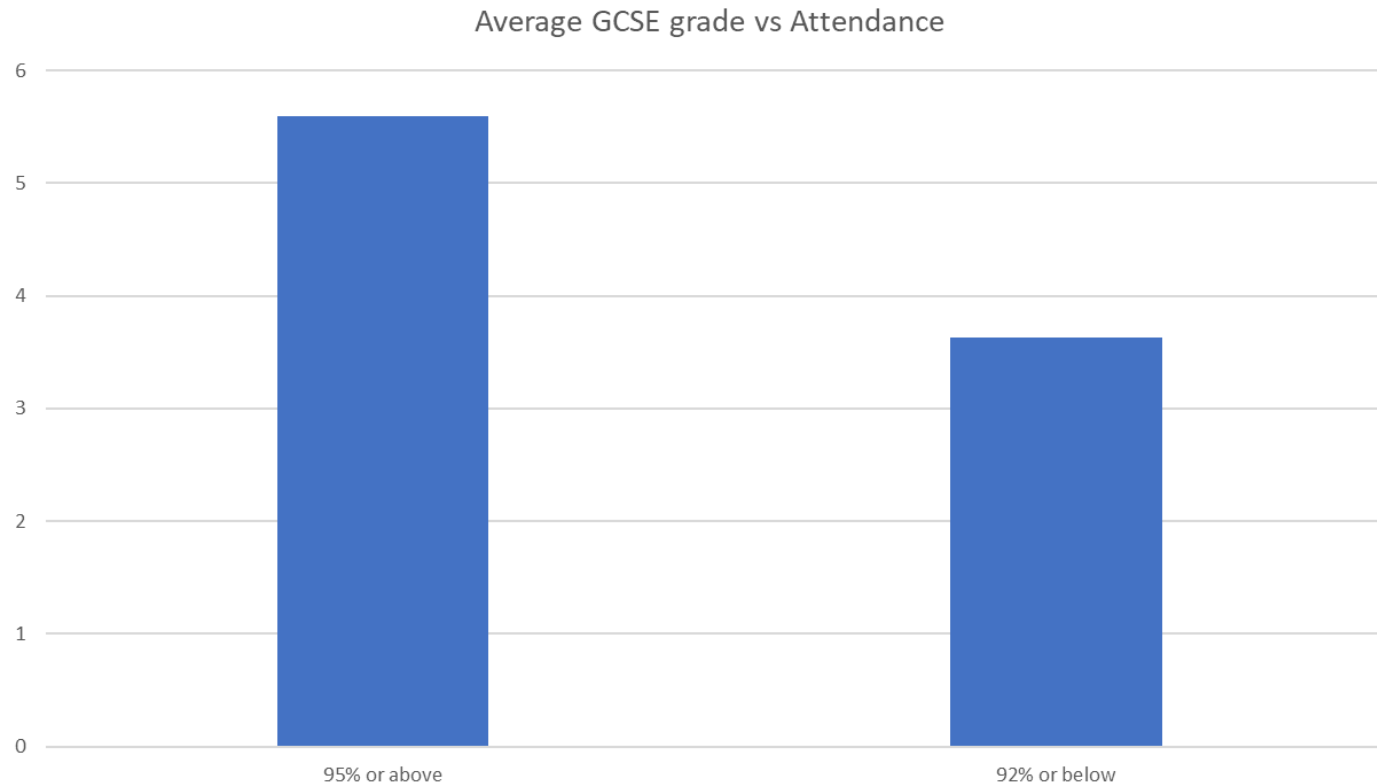
Responsibility

Resilience

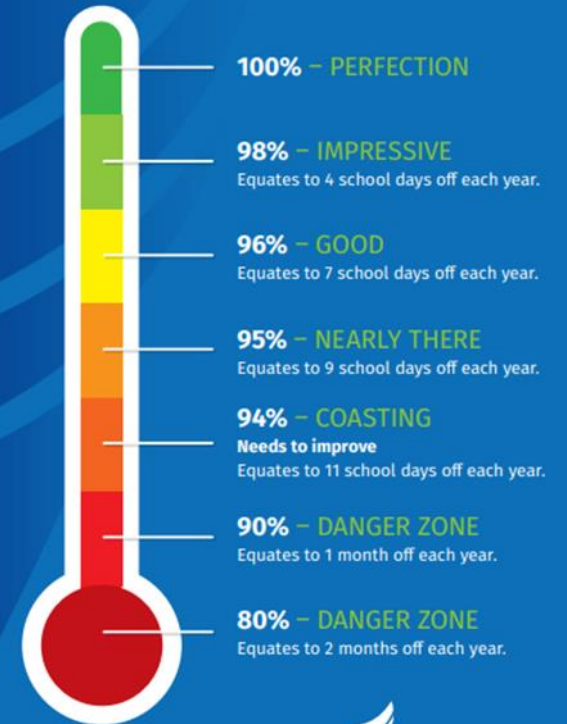
‘Prepare for the road ahead’

How can I help my child prepare?

Ensure they're in school as much as possible



How good is your attendance?



Respect

Responsibility

Resilience

‘Prepare for the road ahead’



How can I help my child prepare?

Research and experience shows that children whose parents/carers take the opportunity to be frequently interested in their child's learning make most progress. -The Campaign for Learning

Links to videos and further support page 2 of revision guide

Respect

Responsibility

Resilience

‘Prepare for the road ahead’



How can I help my child prepare?

- Ensure they're in school as much as possible
- Ensure they have the correct equipment
- Check their mock/exam timetable
- Create a supportive space in your home for revision
- Check their revision timetable and hold them to account
- Remember helping them do their work is not the same as doing it for them
- Discussing work with them strengthens their understanding
- Let them be the teacher – if you don't know anything about what they need to know in a subject – ask them to teach you
- Reinforce positivity and encourage breaks to support well-being

Respect

Responsibility

Resilience

'Prepare for the road ahead'

How can I help my child prepare?

Create a supportive space in your home for revision



Limit distractions



Find a nice space
to revise in



The more you put in
the more you get out!



Create and use a
revision planner



Set an alarm and
start early!



Revise, Repeat,
Remember

Respect


Responsibility

Resilience

‘Prepare for the road ahead’

How can I help my child prepare?

Reinforce positivity and encourage breaks to support well-being



Respect

Responsibility

Resilience

'Prepare for the road ahead'



How can I help my child prepare?

- Check their revision timetable and hold them to account
- Remember helping them do their work is not the same as doing it for them
- Flash cards and self testing- take part by asking questions
- Deliberate practice- check your child is doing work by hand, writing working and writing their own notes rather than reading/highlighting
- Interleaving and spacing- check your child is revising in chunks across a range of subjects and topics
- Use the revision guide handed out tonight for further subject specific advice including websites and revision workbooks etc.

Respect

Responsibility

Resilience

‘Prepare for the road ahead’

MY REVISION TIMETABLE

TIME	MONDAY	TUESDAY	WEDNESDAY	THURSDAY	FRIDAY	SATURDAY	SUNDAY

Page 7
Use strategies learnt tonight and
from the booklet page 3 – 5

WAGOLL example

Time	Mon	Tues	Wed	Thurs	Fri	Sat	Sun
4.00-4.30pm	Maths- Calculator practice questions	X (football)	Science- Chemistry Flash cards	Maths- Non- Calculator practice questions	History- White Chapel revision clock	X	RE Revision clock
4.30-5.00pm	English- Macbeth Cornell notes	X (football)	Maths- complete homework	Spanish- Writing revision clock	Science- Physics flashcards	X	History- WW2 fact flashcards
5.00-5.30pm	Science- Biology Cornell	X (football)	English- practice exam	X	Science- Biology Cornell notes	X	Maths- Non- Calc retrieval practice questions
5.30-6.00pm	Spanish- Vocab flash cards	X (football)	RE Revision clock	X	Spanish- retrieval practice	X	Science- Physics exam paper



Final messages

Please read the Revision Guide for specific advice

Thank you for your support in ensuring that we are providing our Year 11 students with the best possible preparation for the Summer exams

	4.30-4.45pm	4.50-5.00pm	5.05-5.15pm	5.20-5.30pm	5.35-5.45pm
Group A	Presentation F5	English F17	Maths F52	Science F56	French F28
Group B	Presentation F5	Engineering F30	English F17	Maths F52	Science F56
Group C	Presentation F5	Geography F23	English F19	Maths F55	Science F58
Group D	Presentation F5	English F19	Maths F55	Science F58	Geography F22
Group E	Presentation F5	Maths F52	Science F56	History F63	English F17
Group F	Presentation F5	Maths F55	Science F58	History F70	English F19


Prefects to lead each group

Respect

Responsibility

Resilience

‘Prepare for the road ahead’



Final messages

Please read the Revision Guide for specific advice

Thank you for your support in ensuring that we are providing our Year 11 students with the best possible preparation for the Summer exams

	5.45-6.00pm	6.05-6.15pm	6.20-6.30pm	6.35-6.45pm	6.50-7.00pm
Group A2	Presentation F5	French F28	English F17	Maths F52	Science F56
Group C2	Presentation F5	Maths F52	Science F56	Geography F23	English F17
Group D2	Presentation F5	Maths F55	Science F58	Geography F22	English F19
Group E2	Presentation F5	Science F56	History F63	English F17	Maths F52
Group F2	Presentation F5	Science F58	History F70	English F19	Maths F55

Prefects to lead each group

Respect

Responsibility

Resilience

‘Prepare for the road ahead’