



Ridgewood

School



Y11

Revision Guide




Your Guide To Great Results!



RIDGEWOOD
SCHOOL




KEY DATES



MOCK EXAMS ROUND 1	10TH-14TH NOVEMBER 2025
VOCATIONAL EXAMS	JANUARY 2026
YEAR 11 REVISION EVENING	29TH JANUARY 2026
MOCK EXAMS 2	9TH-13TH FEBRUARY 2026
YEAR 11 PARENTS' EVENING	26TH MARCH 2026
GCSE EXAMS	4TH MAY-26TH JUNE 2026
GCSE RESULTS AND RIDGEWOOD POST 16 ENROLMENT	20TH AUGUST 2026

ADVICE FOR PARENTS



Firstly, thank you for your support in helping your child achieve their potential in this very important year. A few top tips from the teachers at Ridgewood School:

- Support your child in being motivated to succeed, talk about their next steps, what they want to achieve and the results they will need to do this.
- Create a space in your home for revision without distractions including phones!
- Help them be accountable for their revision, check their revision timetable and homework tasks.
- Read this booklet so you know the best ways for your child to succeed. Join in with revision where suitable.
- Ensure your child takes breaks and enjoys down-time to help them relax.


PLEASE ALSO SEE THIS RECOMMENDED WEBINAR FOR FURTHER, MORE DETAILED, STRATEGIES:



REVISION STRATEGIES



	STRATEGY	HOW?
1	REVISION TIMETABLE	<p>Create a timetable as advised on the next pages</p> <p>Ensure it becomes habit! See the video link:</p> 
2	SPACING AND INTERLEAVING DELIBERATE PRACTICE	<ul style="list-style-type: none">• Interleaving involves switching between ideas and topics during a study session and not revising in blocks of topics. This ensures that you are not studying one idea or topic for too long• Space out and interleave your subjects and topics for revision• Deliberate practice simply means to practise your skills• Start by practising without any notes/guides and work from memory only• Follow this by reviewing and checking your answers using notes/guides/solutions• This will help you find gaps in knowledge to focus your revision on later



3

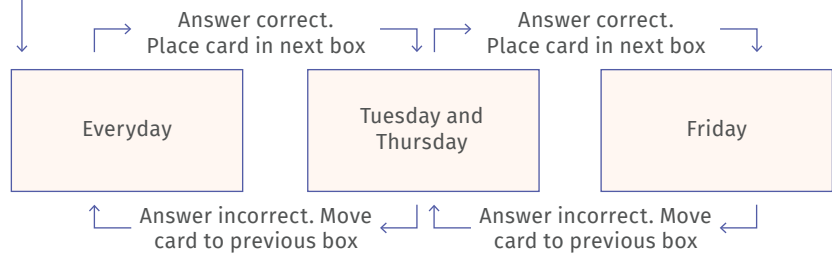
FLASH CARDS

1. Create flashcards and have three envelopes
2. Test yourself or get someone to test you each day
3. Put correctly answered cards in envelope 2
4. Incorrectly answered cards stay in envelope 1

Watch:



Hint: try adding more boxes or more flashcards or changing the intervals

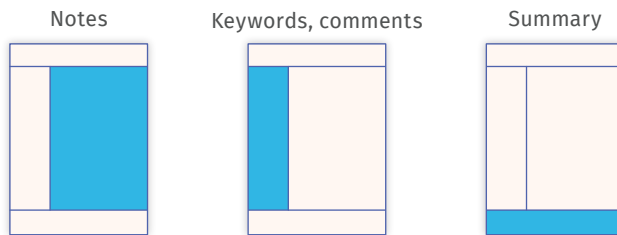


4

CORNELL NOTES

- Write notes in the main box
- Add questions/keywords to the left column
- Summarise your notes in the bottom box
- Review your notes and correct/add information in red pen

Watch:

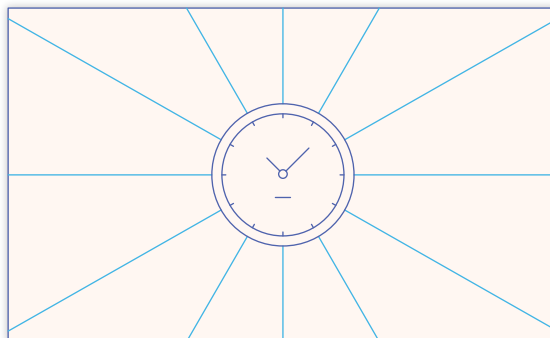


5

REVISION CLOCKS

- Split your page into 12 sections
- Complete notes or questions in 5 minute intervals

Watch:



6	DUAL CODING	<ul style="list-style-type: none"> • When reviewing your learning draw pictures and diagrams alongside your notes • Research suggests that combining words and images increase your learning by visually representing information in two different ways
7	SUMMARISING AND CHUNKING	<ul style="list-style-type: none"> • Highlight only key information from larger pieces of text • Summarise this into bullet points or small sentences

INEFFECTIVE REVISION STRATEGIES

Please do not waste time on strategies that have little to no impact on your memory. These include:

- Copying notes from a resource
- Cramming - It can also cause stress/anxiety before exams
- Re-reading and doing nothing with the information
- Highlighting information for the sake of it
- Not enough silent work or attention to a given task
- Attempting to revise while multitasking and doing other things




YOUR WELL-BEING AND MANAGING EXAM STRESS

Your health and well-being is the most important thing. You need to look after yourself in order to be successful and happy by:

- Taking regular breaks to do what you enjoy
- Eating healthy and keeping hydrated
- Getting a good night's sleep
- Talk to friends, parents/carers and teachers
- Go for a walk in the fresh air
- Take time away from technology, especially before bed
- Access the Validus Centre at school if you feel you need further support.





MAKING A REVISION TIMETABLE

- Use short bursts of time such as 30-minute periods, maximum 1 hour
- Be specific about what you will revise- subject, topic, paper
- Block out periods of time for breaks, clubs and social time
- Space out the subjects over the week
- Use the revision techniques recommended in this booklet and by your teachers
- Include after school revision sessions
- Give the timetable to your parents/carers so they can help you stick to it
- Commit only to what is realistic and achievable for you, that way you're more likely to stick to it!

Time	Mon	Tues	Wed	Thurs	Fri	Sat	Sun
4.00-4.30pm	Maths- Calculator practice questions	X (football)	Science- Chemistry Flash cards	Maths- Non-Calculator practice questions	History- White Chapel revision clock	X	RE Revision clock
4.30-5.00pm	English- Macbeth Cornell notes	X (football)	Maths- complete homework	Spanish- Writing revision clock	Science- Physics flashcards	X	History- WW2 fact flashcards
5.00-5.30pm	Science- Biology Cornell	X (football)	English- practice exam	X	Science- Biology Cornell notes	X	Maths- Non- Calc retrieval practice questions
5.30-6.00pm	Spanish- Vocab flash cards	X (football)	RE Revision clock	X	Spanish- retrieval practice	X	Science- Physics exam paper

SUBJECT	Art and Design
EXAM BOARD	PEARSON
EXAM INFO	1 Exam – 10 hours over 2 days 40% of overall GCSE grade

RECOMMENDED WEBSITES AND RESOURCES:	RECOMMENDED REVISION STRATEGIES:
<p>The exam for GCSE Art and Design is not 'revisable'.</p> <p>You will be given an exam paper in January which you will select one starting point from and develop in the same way you have been taught over year 10 and 11. This can be supported by your teacher but ideas must be your own.</p> <p>Following the end of the preparatory period, around 12 weeks, you will sit the period of controlled time where you will be expected to create the final outcome for the work you have developed.</p> <p>Recommended websites: www.studentartguide.com https://qualifications.pearson.com/en/qualifications/edexcel-gcses/art-and-design-2016/exemplar-library.html</p>	<p>Strategies therefore might include:</p> <p>Exploring exemplar work and identifying how marks have been awarded.</p> <p>Students who prepare well, add to exam sketchbooks daily and bring prior learning to their preparation will do well.</p> <p>Regularly reviewing, adding to and improving your coursework not only ensures a strong collection of work but increases your confidence in the process of creating work.</p> <p>Working frequently in measured amounts, is a good mindset to have with a coursework subject.</p> <p>Frequently visit the exemplar gallery to familiarise yourself with the standards of work.</p>

OTHER INFORMATION:

The Art studios are open for students after school on Tuesday.

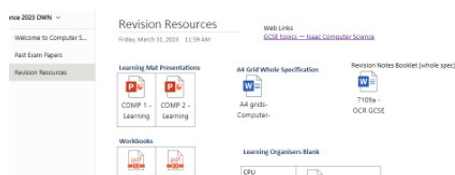
SUBJECT	Business Studies	
EXAM BOARD	Edexcel	
EXAM INFO	<p>Theme 1: Investigating small business (1hr45)</p> <ul style="list-style-type: none"> • Topic 1.1 Enterprise and entrepreneurship • Topic 1.2 Spotting a business opportunity • Topic 1.3 Putting a business idea into practice • Topic 1.4 Making the business effective • Topic 1.5 Understanding external influences on business. <p>Theme 2: Building a business (1hr45)</p> <ul style="list-style-type: none"> • Topic 2.1 Growing the business • Topic 2.2 Making marketing decisions • Topic 2.3 Making operational decisions • Topic 2.4 Making financial decisions • Topic 2.5 Making human resource decisions. <p>Both examinations will consist of calculations, multiple-choice, short-answer and extended-writing questions. Calculators may be used in both of the examinations.</p>	
RECOMMENDED WEBSITES AND RESOURCES:	RECOMMENDED REVISION STRATEGIES:	
<p>Use the revision booklets provided by your teacher and review the workbooks/OneNote's that you have completed to understand each topic.</p> <p>Topic Based Revision – Edexcel. BBC Bitesize.</p>  <p>Topic Based Revision – Edexcel. YouTube 'Bizconsesh'. On the playlist select the topic that you would like to recap, inside this topic is then several short videos explaining key content.</p>  <p>Paper 1</p>  <p>Paper 2</p>	<p>Flashcards: Use these for each topic to learn key terms.</p> <p>Mind maps: Use these for each topic to allow examples and links between subtopics.</p> <p>Past papers: Practise the exam questions and refer to the mark scheme to check key terminology and topics to cover with your teacher.</p>	

SUBJECT	Computer Science
EXAM BOARD	OCR
EXAM INFO	Paper 1 – Computer Systems (1hr30) Paper 2 – Computational Thinking (1hr30) Both papers are non-calculator



RECOMMENDED WEBSITES AND RESOURCES:	RECOMMENDED REVISION STRATEGIES:
<p>OneNote has each lesson for each unit of work. Go back through some of the exercises and key definitions</p> <p>Topic Based Revision</p> <ul style="list-style-type: none"> • Isaac Computer Science GCSE • Seneca Learning • GCSE Pod • Craig N Dave Computer science – videos and resources <p>Practice Exam Papers</p> <ul style="list-style-type: none"> • On OneNote <p>CGP workbooks</p> <ul style="list-style-type: none"> • GCSE OCR Computer Science Complete revision and practice • OCR Revision Guide • Exam Practice Workbook 	<p>Revision clocks: Use revision mind maps (available through One Note) to recap key areas of each topic</p> <p>Paper copies of these will be given in lesson</p> <p>Deliberate practice: Practise the exam questions and refer to the mark scheme to check key terminology. Check the mark allocation for each question carefully.</p>

OTHER INFORMATION:

There are revision resources available through OneNote under the “revision resources” tab. These have electronic versions of past papers and workbooks.



There are some textbooks that are helpful to support revision shown below:



SUBJECT	Construction
EXAM BOARD	BTEC
EXAM INFO	1 Paper (1hr30mins) All students will sit the exam in summer.

RECOMMENDED WEBSITES AND RESOURCES:	RECOMMENDED REVISION STRATEGIES:
--	---

<p>All resources for revision are in their construction team on Microsoft Teams, in the folder called Revision.</p> <p>Watch construction based TV programmes e.g. grand designs for inspiration.</p> <p>Website Watch Grand Designs Stream free on Channel 4</p> <p>Watch George Clarke's Amazing Spaces Stream free on Channel 4</p> <p>BBC Two - Your Home Made Perfect</p>	<p>Deliberate practice: Practise construction drawings for all sub structures and super structure parts e.g. roofs, walls, openings, sub structure details, stairs, foundations, floors.</p> <p>Flash cards: Use the flashcards that will be provided by your teacher and have three envelopes. Test yourself or get someone to test you each day.</p> <p>Dual Coding: When reviewing your learning, draw pictures and diagrams alongside your notes. Research suggests that combining words and images increase your learning by visually representing information in two different ways.</p>
--	---

OTHER INFORMATION:

Revision flash cards will be given to all students and copies are also on TEAMS in the Component 1 Channel.

SUBJECT	Creative iMedia
EXAM BOARD	OCR
EXAM INFO	<p>Paper 1 Unit R093 Creative iMedia in the media industry (1hr30)</p> <ul style="list-style-type: none"> • The media industry • Factors influencing product design • Pre-production planning • Distribution considerations <p>Section A: Closed response, multiple and short answer Section B: Context based on a particular scenario</p>

RECOMMENDED WEBSITES AND RESOURCES:

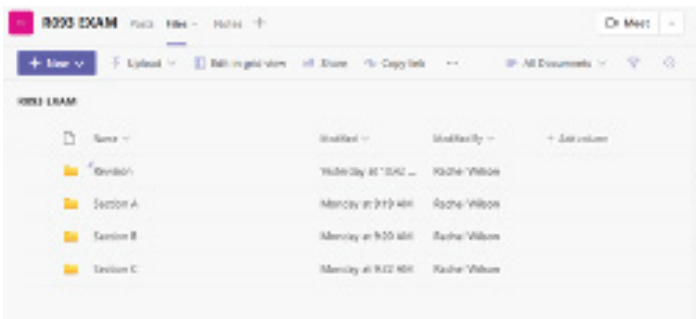
RECOMMENDED REVISION STRATEGIES:

Use the revision booklets provided by your teacher and review the workbooks/OneNote's that you have completed to understand each topic.

Flashcards: Use these for each topic to learn key terms.

All resources including lesson resources, homework and revision materials are located on teams. There are also answer sheets to all questions within the folders.

Mind maps: Use these for each topic to allow examples and links between subtopics.



Past papers: Practise the exam questions and refer to the mark scheme to check key terminology and topics to cover with your teacher.

They are also located on each students OneNote, along with their class notes.

The OCR website for the qualification. This includes the specification and information about the R093 examination



OTHER INFORMATION:

This examination will take place in January. Only those who require a resit will take the exam in the summer.

SUBJECT	English Language
EXAM BOARD	Eduqas
EXAM INFO	<p>2 Papers:</p> <ul style="list-style-type: none"> • Component 1: 20th Century Literature Reading and Prose Writing • Component 2: 19th and 21st Century Non-Fiction Reading and Transactional/Persuasive Writing

RECOMMENDED WEBSITES AND RESOURCES:	RECOMMENDED REVISION STRATEGIES:
--	---

CGP Workbooks

These are available to purchase on ParentPay

Practice exam papers

These can be found on the Eduqas website or you can ask your English teacher to print them out for you



eduqas
GCSE English
Language




GuigLit

Deliberate practice: the only way to revise English Language is to regularly have a go at completing exam questions! You should complete questions by hand wherever possible and in timed conditions (relevant to the specific question).

Flashcards: For English Language it is useful to create flashcards with key information about each specific question/section of the papers. Include: key skills, timings, the number of marks and any key command words within that question.

OTHER INFORMATION:

After school revision takes place in the New Build every Wednesday.

SUBJECT	English Literature	
EXAM BOARD	AQA	
EXAM INFO	<p>2 Papers:</p> <ul style="list-style-type: none"> • Paper 1: Shakespeare (Macbeth) and the 19th Century Novel (A Christmas Carol) • Paper 2: Modern texts (An Inspector Calls) and Poetry (Power and Conflict Poetry Comparison and Unseen Poetry) 	
RECOMMENDED WEBSITES AND RESOURCES:		RECOMMENDED REVISION STRATEGIES:
<p>Mr Bruff on Youtube – just search Mr Bruff and the name of any set Literature text (e.g Macbeth) and his revision videos can be viewed for free.</p> <p>CGP Workbooks These are available to purchase on ParentPay</p> <p>Practice exam papers These can be found on the AQA website or you can ask your English teacher to print them out for you</p>		<p>Deliberate practice: the most effective way to revise Literature is to revise regularly! As your class teacher focuses on one set text/poem in class, you should be revising the others at home in your own time. Little and often is the key.</p> <p>Flashcards: For Literature it is useful to create flashcards with key information about each character and theme of each set text. Include: the key theme(s) each character represents, a timeline of what he/she does, a bank of key quotations for that character</p> <p>Cornell Notes: These can be completed for individual poems from the Power and Conflict cluster, or for specific acts/scenes of the other set texts. The aim is to produce a one-page guide to a key area of the text.</p>
OTHER INFORMATION:		
<p>After school revision takes place in the New Build every Wednesday.</p>		<p>Revision Clocks: templates are available from your English teacher. Or, you can simply split a blank sheet of paper into 12 equal sections and</p>

SUBJECT	Hospitality & Catering
EXAM BOARD	WJEC
EXAM INFO	1 exam paper (1hr20mins) Students will sit the paper in January then will have chance to re-sit in the Summer

RECOMMENDED WEBSITES AND RESOURCES:	RECOMMENDED REVISION STRATEGIES:
-------------------------------------	----------------------------------

Books and revision guides:



Further reading/watching:

Watch a range of cooking and hospitality programmes to increase knowledge e.g. Food Inspectors, The Hotel Inspector.

GCSE Hospitality (CCEA) - BBC Bitesize
www.senecalearning.co.uk

Flash cards: Create flashcards and have three envelopes. Test yourself or get someone to test you each day.

Revision Clocks: Split your page into 12 sections to complete notes or questions in 5 minute intervals on the exam topics.

Dual Coding: When reviewing your learning, draw pictures and diagrams alongside your notes. Research suggests that combining words and images increase your learning by visually representing information in two different ways.




Exam Questions: attempt exam questions, check your answers against the mark scheme and add to your answers in red pen.

OTHER INFORMATION:

After school revision sessions take place in B5 & B6 on days communicated by your teachers a few weeks before the exam.

SUBJECT	Geography
EXAM BOARD	AQA
EXAM INFO	Paper 1- Physical Paper (1h30) Paper 2- Human Paper (1h30) Paper 3- Geographical Application (1h30) (Pre-release will be available for paper 3, 12 weeks prior to the exam)

RECOMMENDED WEBSITES AND RESOURCES:	RECOMMENDED REVISION STRATEGIES:
--	---

<p>Topic based revision</p> <ul style="list-style-type: none"> • Revisely • BBC Bitesize • GCSEPod • Physics Maths Tutor (PMT) <p>Practice exam papers</p> <ul style="list-style-type: none"> • Physics Maths Tutor (PMT) - choose your exam board -AQA and paper you wish to practice: <p style="text-align: center;">AQA</p> <div style="text-align: center;">    </div> <p>CGP Workbooks and Revision guides</p>	<p>Deliberate practice: Complete past exam questions and apply knowledge to questions/command words and figures.</p> <p>Spacing and interleaving: Paper 1 was delivered in Y10, then Paper 2 with some mixing of Paper 3 (fieldwork) in Y11. You need to mix your revision to prepare you for this. Ensure you are revising and testing (exam questions or self-quizzing) yourself on earlier content (Physical geography) to ensure you are able to retrieve it.</p> <p>Flashcards/Mind maps: Use these for recalling case study details or memorising processes.</p> <p>Dual coding: Many geographical processes can be drawn in diagrams along with annotations to help you memorise them more clearly.</p>
--	--

OTHER INFORMATION:


After school revision sessions will start after October half term on Tuesdays and will be held in N-block.

SUBJECT	Health and Social Care (Level 1/2)
EXAM BOARD	Pearson
EXAM INFO	<p>Component 3 Health and well-being (2 hours)</p> <p>Assessment objectives:</p> <ul style="list-style-type: none"> • AOL Knowledge of health and well-being • AOL Understanding of health and well-being • AOL Apply knowledge and understanding of health and well-being • AOL Make connections between aspects of health and well-being

RECOMMENDED WEBSITES AND RESOURCES:	RECOMMENDED REVISION STRATEGIES:
--	---

All students have access to their class Teams account where all lessons, revision materials and past papers will be able to be accessed.

Revision guide:



Live streams Tutor2u – along with other free downloads and purchasable revision materials.

Daily revision Tutor2u – Instagram page

Flash cards: Create flashcards on each topic area. Test yourself or get someone to test you each day.

Revision clocks and mind maps: to support recall of knowledge from memory then check your knowledge and add in what you have missed.

Deliberate practice: Complete past exam questions and apply knowledge to questions and command words.

OTHER INFORMATION:

After school revision takes place every Wednesday in 201/202.

SUBJECT	History
EXAM BOARD	Edexcel
EXAM INFO	Paper 1 – Whitechapel and Crime and Punishment Paper 2 – Elizabeth I, and the Cold War Paper 3 – Civil Rights in the USA, and the Vietnam War

RECOMMENDED WEBSITES AND RESOURCES:	RECOMMENDED REVISION STRATEGIES:
--	---

The History Department have created a Revision Guide for each topic. These can be accessed via the year 11 History channel on Teams.

Professional Revision Guides (produced in association with the Exam Board) can be purchased via Parent Pay or from the School Shop.

The Seneca Learning website has a superb array of revision materials with tasks and quizzes:



Crime



Elizabeth



Cold War



USA

You could use the Revision Guides to:

Write your own quizzes based on the key content and the PLC. Then test yourself or ask someone to test you.

Complete the revision clocks and elaboration map from memory then check your knowledge and add in what you have missed.

Attempt/ plan the exam style questions and ask your teacher to mark them so you can understand your next steps and improve your answers.

OTHER INFORMATION:

After school revision sessions take place in Newton every Wednesday.

SUBJECT	Maths
EXAM BOARD	OCR Higher and OCR Foundation
EXAM INFO	<p>Paper 1- Calculator (1h30) Paper 2- Non-Calculator (1h30) Paper 3- Calculator (1h30)</p> <p>Topics are mixed across all three papers</p>

RECOMMENDED WEBSITES AND RESOURCES:	RECOMMENDED REVISION STRATEGIES:
--	---

<p>Topic based revision</p> <ul style="list-style-type: none"> • MathsGenie.co.uk/gcse • Corbettmaths.com/contents <p>Mixed mini revision sheets</p> <ul style="list-style-type: none"> • Corbettmaths.com/5-a-day <p>Practice exam papers</p> <ul style="list-style-type: none"> • MathsGenie.co.uk – OCR Exam Papers • Corbettmaths.com go to Practice Papers • OnMaths- choose your exam board and tier using the arrows <p>CGP Workbooks</p> <ul style="list-style-type: none"> • Choose your tier of entry and OCR 	<p>Deliberate practice: the only way to revise Maths is to physically do Maths! You should complete questions by hand with full working.</p> <p>Spacing and interleaving: as the topics are mixed throughout papers you need to mix your revision to prepare you for this. You can do this using exam papers, the 5-a-day worksheets or by choosing topics from a few weeks/months ago.</p> <p>Flashcards: Use these for naming shapes or memorising formula.</p>
---	--

OTHER INFORMATION:

After school revision sessions take place in Telford every Monday.

SUBJECT	Music Technology
EXAM BOARD	NCFE
EXAM INFO	<p>40% Of technical award is the written examination (Hiram, 80 marks)</p> <p>A mixture of multiple-choice, short-answer and extended response questions.</p> <p>The written EA is a terminal assessment and will assess the learner's knowledge and understanding of all content areas and target the following AOL:, and AOL.</p>

RECOMMENDED WEBSITES AND RESOURCES:	RECOMMENDED REVISION STRATEGIES:
<p>Access all of the Power Points and lesson resources from Unit 1-5 on Teams.</p> <p>Access the past papers digital copy on Teams.</p> <p>Lesson resources available on Teams.</p> <p>Revision maps available on Teams.</p>	<p>Flashcards: Read through the Power Points from the lessons studies and revise the keywords and their definitions using flashcards.</p> <p>Deliberate practice: Access your past paper questions on your marked assignments on Teams and practise these questions for recall and then complete in timed conditions.</p> <p>Cover, Copy, Check strategy: Look at the information carefully, cover it up, write it out from memory, and then check your answer, correcting any mistakes.</p> <p>You can also access the digital copy of all past paper exam questions to practise.</p>

OTHER INFORMATION:

After school support is available on Thursday in 001.

SUBJECT	Religious Studies
EXAM BOARD	AQA
EXAM INFO	Paper 1 – Study of Religions Christianity and Buddhism (1h45) Paper 2 – Thematic Studies (1h45)

RECOMMENDED WEBSITES AND RESOURCES:	RECOMMENDED REVISION STRATEGIES:
<p>Past Papers</p> <ul style="list-style-type: none"> AQA GCSE Religious Studies A Assessment resources <p>Revision guides</p> <ul style="list-style-type: none"> AQA Religious studies A (9-1) Christianity and Buddhism <p>RE Department revision materials</p> <ul style="list-style-type: none"> The RE department has made lots of revision materials to support with your revision. Ask you RE teacher about these and any particular topic you are struggling with. 	<p>Retrieval Quizzes: After RAG rating your knowledge for a particular topic, the sections you have highlighted as being Red, your least confident topics. Create a 10-question retrieval quiz to test your recall on that area, testing yourself 3 times over the space of 2 weeks. Each time correcting any wrong answers in red pen. As you continue to complete the quizzes your score should go up and you should be able to move from red to ambers to green.</p> <p>Interleaving topics: We cover 8 topics over the 2 years of study, it is important to revise all topics; beliefs, practices and themes throughout your revision.</p> <p>Revision Clocks/Elaboration maps: Revision clocks and elaboration maps are a great way of summarising entire topics and highlighting where your strengths and weaknesses.</p> <p>Flash cards: Use flashcards to help you remember key quotes and what topic areas that quote could link to.</p>

OTHER INFORMATION:

After school revision will be in B2 on Fridays.

SUBJECT	Science
EXAM BOARD	AQA higher and foundation
EXAM INFO	

Paper 1 – 1h45m each (Triple/Separate Science) / 1h15m each (Trilogy/Combined Science)

Biology:	Chemistry:	Physics:
Cell biology	Atomic structure and the periodic table	Energy
Organisation	Bonding, structure, and the properties of matter	Electricity
Infection and response	Quantitative chemistry	Particle model of matter
Bioenergetics	Chemical changes	Atomic structure
	Energy changes	

Paper 2 – 1h45m each (Triple/Separate Science) / 1h15m each (Trilogy/Combined Science)

Biology:	Chemistry:	Physics:
Homeostasis and response	The rate and extent of chemical change	Forces
Inheritance, variation and evolution	Organic chemistry	Waves
Ecology	Chemical analysis	Magnetism and electromagnetism
	Chemistry of the atmosphere	Space physics (separate science only)
	Using resources	

RECOMMENDED WEBSITES AND RESOURCES:	RECOMMENDED REVISION STRATEGIES:
<ul style="list-style-type: none"> CGP revision guides, workbooks and flashcards are all available on Parent Pay Microsoft TEAMS revision folders mean students can access a large range of PowerPoints and other resources for Science Educake (educake.co.uk) GCSEpod BBC Bitesize AQA website for past papers 	<p>Interleaved practice: Plan your revision to practice content that you haven't visited for a long period of time. Use the topics above to guide this.</p> <p>Deliberate practice- Exam questions: CGP workbooks have great exam style questions. Past papers are available from the AQA website to practise answering real questions.</p> <p>Flashcards/self-quizzing: Use your revision guides or BBC bitesize to create flashcards on a certain topic.</p>

OTHER INFORMATION:

Science revision takes place each Thursday in Stones (ST1 and ST2).

SUBJECT	Spanish
EXAM BOARD	AQA
EXAM INFO	<p>Speaking exam: completed with teacher in early May</p> <ul style="list-style-type: none"> • Listening and Reading exam (separate papers but sat back to back in one exam sitting): 10th June 2025 • Writing exam: 17th June 2025 <p>Topics are mixed across all 4 papers</p>

RECOMMENDED WEBSITES AND RESOURCES:	RECOMMENDED REVISION STRATEGIES:
--	---

Vocabulary

Quizlet.com

If you have not yet joined the class, please search:

Kathryn_ward25 and find the Spanish GCSE class to join.

Practice exam papers

Kerboodle.com

You can access the online textbook here which is very useful for listening practise. You already have an account so if you have never used it, you can log in with the following details:

Username: firstinitialsurname (e.g. Joe Bloggs = jbloggs)

Password: same as username

Institution code: jzp8

BBC Bitesize

Search for AQA Spanish GCSE- this follows the syllabus that we follow in school and has additional support with grammar

Seneca

If you make an account on Seneca you can select the AQA Spanish text book as a course and complete reading and listening activities on units of work

Spacing and interleaving:

Go back to previous units of work and practise the vocabulary as it is easy to forget. Spend 5-10 minutes a day studying vocabulary and don't try to do more than 20-25 words at once. Tick off on your vocabulary booklet every time you study a unit and make sure that you are revising each unit equally.

Flashcards:

Write your key vocabulary on flash cards and test yourself or get somebody to test you. Sort them into piles of words you already know and words you still need to learn

Speaking:

To prepare for your speaking exam, use your speaking booklets to start learning your answers for each unit. Whilst reading through them can be useful, the best way is to read your answers aloud to support with memorisation and pronunciation.

OTHER INFORMATION:

Access after school revision every Tuesday in M5.

SUBJECT	Sports Science (Level 2)
EXAM BOARD	OCR Cambridge National
EXAM INFO	1 exam worth 40%- Reducing the risk of injury

RECOMMENDED WEBSITES AND RESOURCES:	RECOMMENDED REVISION STRATEGIES:
--	---

PE Classroom



Revision Guide



Use PE Classroom. Work through the topics on R180 – Reducing the risk of injuries:

- Resources
- Learning content
- 10-mark quiz
- Exam questions

Deliberate practice:

Complete the exam questions in the revision guide or questions from your teacher.

Spacing and interleaving:

As the topics are mixed throughout the paper (all on R180) you need to mix your revision to prepare you for this. You can do this using the revision book or The PE Classroom to vary which topics you are working on.

Flashcards:

Use these to revise the key content.

OTHER INFORMATION:

Drop in on Monday in N8.

MY PERSONAL REVISION GUIDANCE FOLLOWING MOCK 1



SUBJECT	TOPICS TO REVISE/ADVICE FROM MY TEACHER
English	
Maths	
Science	

MY PERSONAL REVISION GUIDANCE FOLLOWING MOCK 2



SUBJECT	TOPICS TO REVISE/ADVICE FROM MY TEACHER
English	
Maths	
Science	



RIDGEWOOD
SCHOOL